

Overall Score for Your Company



Listings



Reviews



Social



Website



Ecommerce



Advertising



SEO

Business Details

Name

Your Company

Address

123 Main Street
Springfield, MO
65801

Phone Number



(816) 555-5555

Website

<https://www.google.com>

Business Category

Restaurants



A Listings Can consumers find your business?

Listing Presence

Total number of online listings found on sites monitored for your business



Google

Your Business was found
84% of your industry is on Google



Facebook

Your Business was found
59.4% of your industry is on Facebook



Twitter

Your Business was not found
18.7% of your industry is on Twitter

Your Business



20

Available Listing Sites



60

Listing Accuracy

Percentage of accurate listings found for your business

Your Accurate Listings



20%

Industry Average



25%

Your Business
Number of Incorrect Listings

Listing Details

✔ 1 accurate
 ✘ 1 not found
 ! 1 possible errors

Listing Site

Business Name

Address

Website

Phone

Google	Your Company	123 Main Street Springfield, MO 65801	https://www.google.c...	+1 816 555 5555
---------------	--------------	---	-------------------------	-----------------

Facebook	Your Company	123 Main Street spring field, MO 65801	https://www.google.c...	+1 816 555 5555
-----------------	--------------	--	-------------------------	-----------------

Bing	Missing	Missing	Missing	Missing
-------------	---------	---------	---------	---------

Data Provider Accuracy

How your business appears on Data Provider sites

data axle

! Contains Errors

neustar // Localeze.

✘ Not Found

FOURSQUARE

✔ Accurate

Online Reviews Found on Select Sites

Information about your business's online reviews

	Your Business	Industry Average	Industry Leaders
A Reviews Found	132 Google (40) Facebook (20)	55	0
A Reviews Found Per Month (Last 6 months)	20	3	0
A Average Review Score	4.95	3.72	0
A # of Review Sources	30	5	0

A Social Do consumers like your business?

Facebook

Information about your business's Facebook page

	Your Business	Industry Average	Industry Leaders
A Likes	1.20K	223	0
A Average Posts / Month (Last 6 months)	102.31	75.3	0
A Average Likes / Post	20.43	6	0
A Average Shares / Post	20.43	6	0

Twitter

Information about your business's Twitter profile

	Your Business	Industry Average	Industry Leaders
A Followers	12	1	0
A Following	1.00K	52	0
A Tweets	54	6	0

Instagram

Information about your business's Instagram profile

	Your Business	Industry Average	Industry Leaders
A Followers	1.00K	100	0
A Posts	5.00K	429	0

A Homepage Content

Key business information found on your homepage

- ✓ Business Address
- ✓ Phone number
- ✓ Secure Website (HTTPS)

	Your Business	Industry Average
Homepage Size	1KB	2KB
Video on Homepage	✓	81.3%
Facebook link	✓	71.43%
Instagram link	✓	72%
Twitter link	✓	53.57%

A Mobile Performance

A Desktop Performance

Overall performance of your website



✓ Mobile Friendly

Page Speed [?]

How long it takes your page to load.

Mobile

1.2 s

FAST (<4.3s)

OKAY

SLOW (>5.8s)

1.8 s

Desktop

Core Web Vitals [?]

Core Web Vitals provide key indicators that measure your website's performance and user experience. Google Search refers to these when evaluating page experience, so it's important they're monitored and actioned upon.

Large Content [?]

How long it takes for the largest element within view to load.

Mobile

1.2 s

FAST (<2.5s)

OKAY

SLOW (>4s)

1.5 s

Desktop

Visual Stability [?]

Measures unexpected shifts in your website layout, usually due to elements loading out of sync.

Mobile

0.05

GOOD (<0.1)

OKAY

POOR (>0.25)

0.04

Desktop

View Full Mobile Report

✗ 0 Should Fix

⚠ 0 Consider Fixing

✓ 2 Passed Rules



View Full Desktop Report

✗ 0 Should Fix





⚠ 0 Consider Fixing

✓ 2 Passed Rules



Checklist

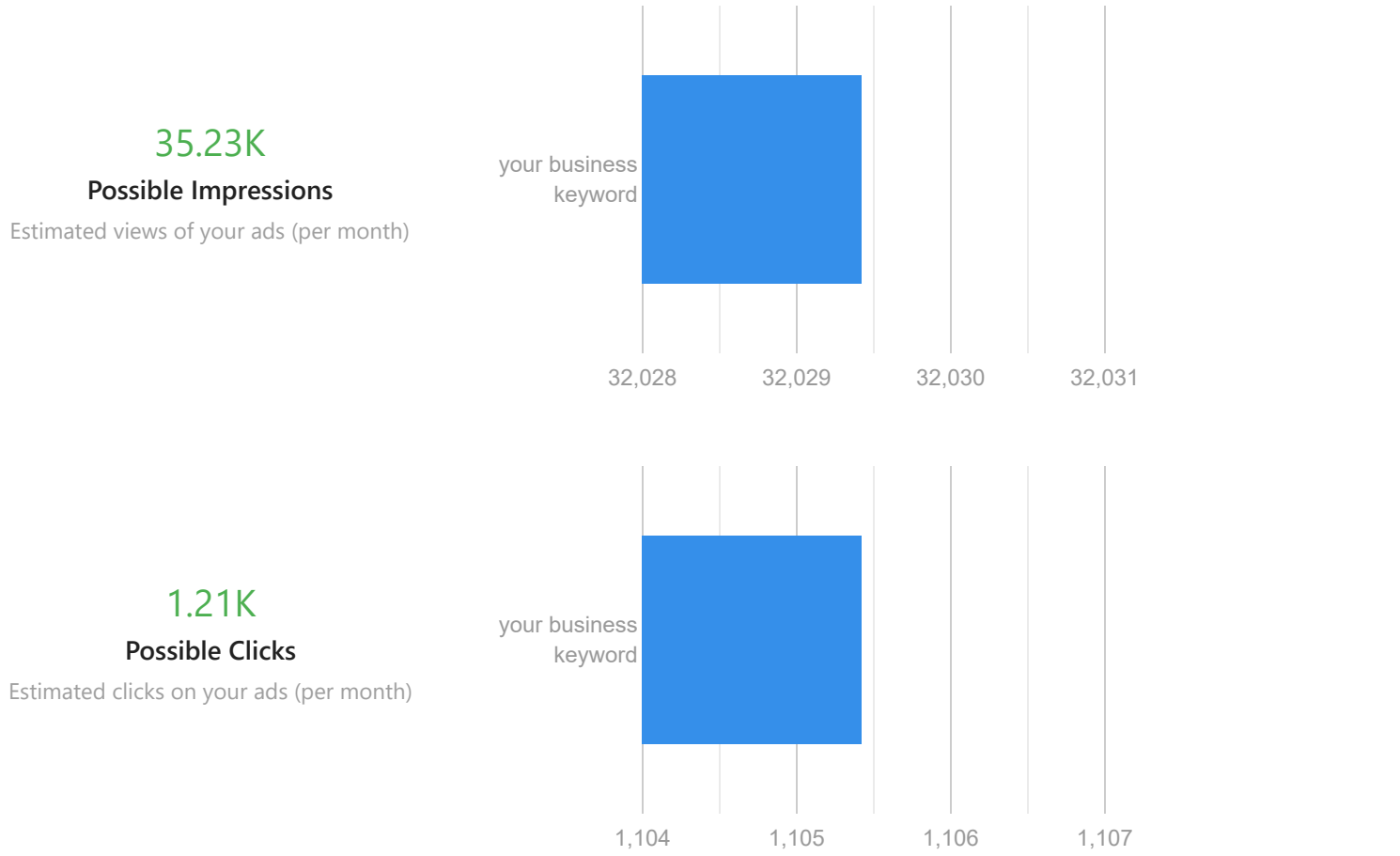
Drive sales and compete online

	Found	Why it matters
 Online storefront	WooCommerce 1.2.3	Online sales of products and services are up 110% year over year
 Online payments	Stripe 4.1.12	As online transactions have increased by 140%, you'll want to make sure customers can pay you online
 Lead engagement	Google 3.2.7.19	Engaging customers with relevant content can move them down the sales funnel
 Online scheduler	Calendly 1.2	Bring in more customer bookings in less time by automating your meeting and appointment scheduling

Recommended Keywords

Top 5 keywords for your business

Advertise on Google and capture customers who are searching precisely for the products or services your business offers.



Figures shown assume a maximum cost per click (CPC) of \$5.00 with an unlimited budget. Keywords are generated using content gathered from your website. Actual results may vary due to specific advertising budgets, goals, and methods used.

Paid Search Traffic Performance

Here's how your ad campaigns compare to those of your competitors

	Your Business	competitorsdomain.com
Paid keywords ⓘ	2	10
Paid traffic (Clicks) ⓘ	23	56
Paid traffic cost ⓘ	\$110	\$423


A **Local Search Results**

Who shows up when the customers search for your business category?

'Near me' 1

Springfield 1





This is your average ranking on Google Maps when someone searches for 'Pizza Near me + near me', depending on their location

1 **Your Company** You
3.9★ • 960 reviews •  Claimed
123 Main Street, Springfield 65801
(306) 111-2222

2 **Vern's Pizza**
4.2★ • 233 reviews
233 Place street
(460) 222-9999

A **Organic Search Traffic Performance**

Here's how your website stacks up to competitors with the same keywords

	Your Business	competitorsdomain.com
Organically ranked search terms 	15	29
Estimated search traffic (Clicks) 	170	750
Estimated value of search traffic 	\$250	\$375
Value of organic clicks 	\$1.47	\$0.50